
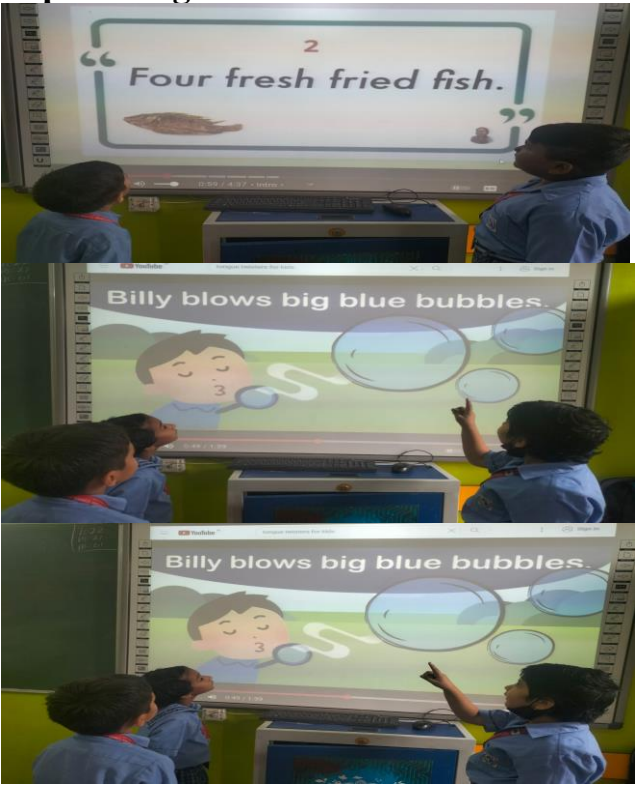


REPORT OF THE ACTIVITIES CONDUCTED IN THE MONTH OF August'23

Subjects/ Class	Class 1	Class 2
<p>English</p>	<p>Topic- SIGN BOARDS <u>Activity</u> Traffic Sign Scavenger Hunt: Take kids on a walk around the school or neighborhood and have them identify different types of traffic signs, such as stop signs, yield signs, pedestrian crossing signs, and speed limit signs. They can record their findings on a checklist.</p> <p>Sign Board Creation (Classroom): Divide the kids into small groups and assign each group a specific environmental concept or message related to the forest. Examples could include wildlife protection, recycling, trail safety, Leave No Trace principles, and plant identification. Provide the groups with cardboard or foam boards and art supplies. Instruct the groups to create informative sign boards using drawings, pictures, and text that convey their assigned concepts. Encourage them to be creative and visually engaging.</p> 	<p>Topic- Tongue twisters</p>  <p>Tongue twisters are a fun and engaging activity that can help children improve their pronunciation, articulation, and language skills.</p>



Unit of Inquiry

Topic- MATERIAL IN MY WORLD

Activity

Recycling Sorting Game: Collect a variety of recyclable items such as plastic bottles, paper, aluminum cans, and cardboard. Have kids sort these items into different recycling categories (plastic, paper, metal) using labeled bins.

Metal vs. Non-Metal: Gather a mix of metal items (e.g., coins, paper clips) and non-metal items (e.g., wood, plastic). Kids can sort these objects into two groups: metal and non-metal.




Topic- Introduction to 3R's

Activity- Making of different types of Dustbins

In this activity, students made 3 main types of dustbins i.e, 1 for dry garbage, 1 for wet and 1 for plastic or glass materials. They also had a healthy discussion on how to reduce the use of plastic wrappers. This activity made them fully aware of different dustbins, how to use them properly and why not to cut a small piece of any plastic wrapper.

**REUSE
REDUCE
RECYCLE**



Hindi

Topic- ए और ऐ की मात्रा,

Activity चित्र देखकर सही उत्तर पर सही का निशान

Topic- दिनों के नाम

लगाइए



इस गतिविधि के द्वारा छात्रों ने दिए गए चित्रों के अनुसार सही शब्दों को पढ़कर निशान लगाया | जिससे छात्रों के बौद्धिक तथा वाचन-कौशल का विकास हुआ |

सप्ताह के दिनों के नाम



दिनों के नाम का ज्ञान बच्चों के लिए महत्वपूर्ण होता है क्योंकि यह उनके वारिगीय समय के अनुसार आयोजन को समझने में मदद करता है।

दिनों के नाम का ज्ञान बच्चों को सहयोग करता है ताकि वे सही दिन पर सही कार्यों को कर सकें, जैसे कि स्कूल जाना, खेलना, साथी के साथ समय बिताना आदि।

Maths

Topic- Geometry
3D, 2D Shapes,

Activity Paper Folding



Topic- 2D/ 3D shapes

Activity- Guess me?

Through this game, students learnt about different shapes and difference between them. It increased their thinking skills about different shapes. It (3D shape) gives an architectural view of an object.



Paper animal crafts for kids put them up to a challenge and may inspire them to tap into their creative side. Paper is versatile: we use it to write, paint, draw, print, make books, and even create beautiful shapes.

Further, the teacher encouraged children to take up creative activities such as paper crafts, which can help them develop their imagination.